

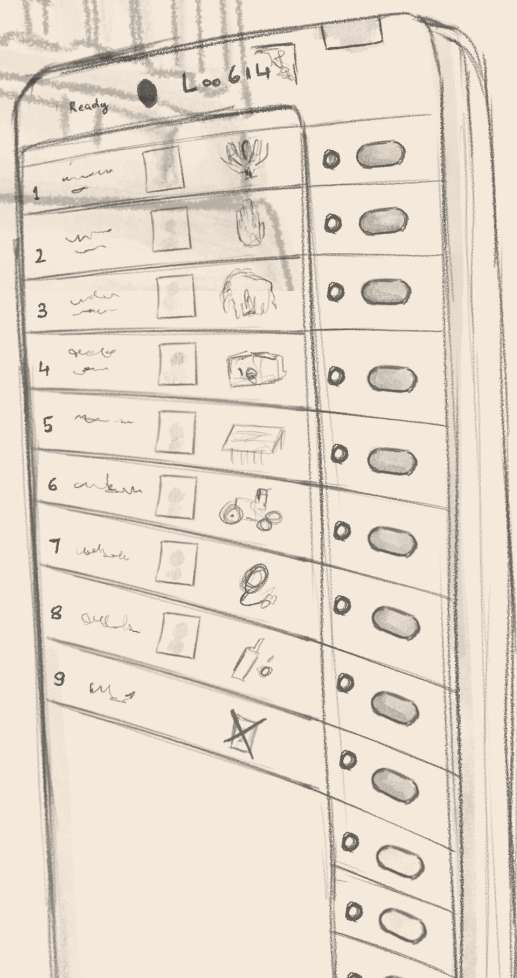
# YOUR GUIDE TO VOTING



**EVERYTHING YOU NEED TO  
KNOW ABOUT VOTING IN  
INDIA**



Voting Commission of India  
Election Commission of India



# CONTENTS-

## ***HOW DO YOU VOTE?***

1. What happens on voting day?  
pg- 2
2. How do you verify our name on Electoral Roll?  
pg- 3
3. How do you find a polling station?  
pg- 3
4. Inside the voting booth  
pg- 5
5. EVM (Electronic voting machine)  
pg- 6, 7

## ***UNDERSTANDING LOK SABHA AND STATE ELECTIONS***

1. What are Lok Sabha elections?  
pg- 9
2. What are state elections?  
pg- 9
3. Who can vote in the Lok Sabha elections?  
pg- 10

## ***NOTA- VOTING FOR NONE OF THE CANDIDATES***

pg- 11

## ***VOTER'S ID-***

1. How to register for a Voters ID card?  
pg- 12
2. How do you change details on your Voter's ID?  
pg- 14
3. Can you vote without a voting card?  
pg- 15

## ***HOW CAN AN NRI VOTE?***

pg- 16

## ***HOW DO YOU REPORT AND COMPLAIN DURING ELECTIONS?***

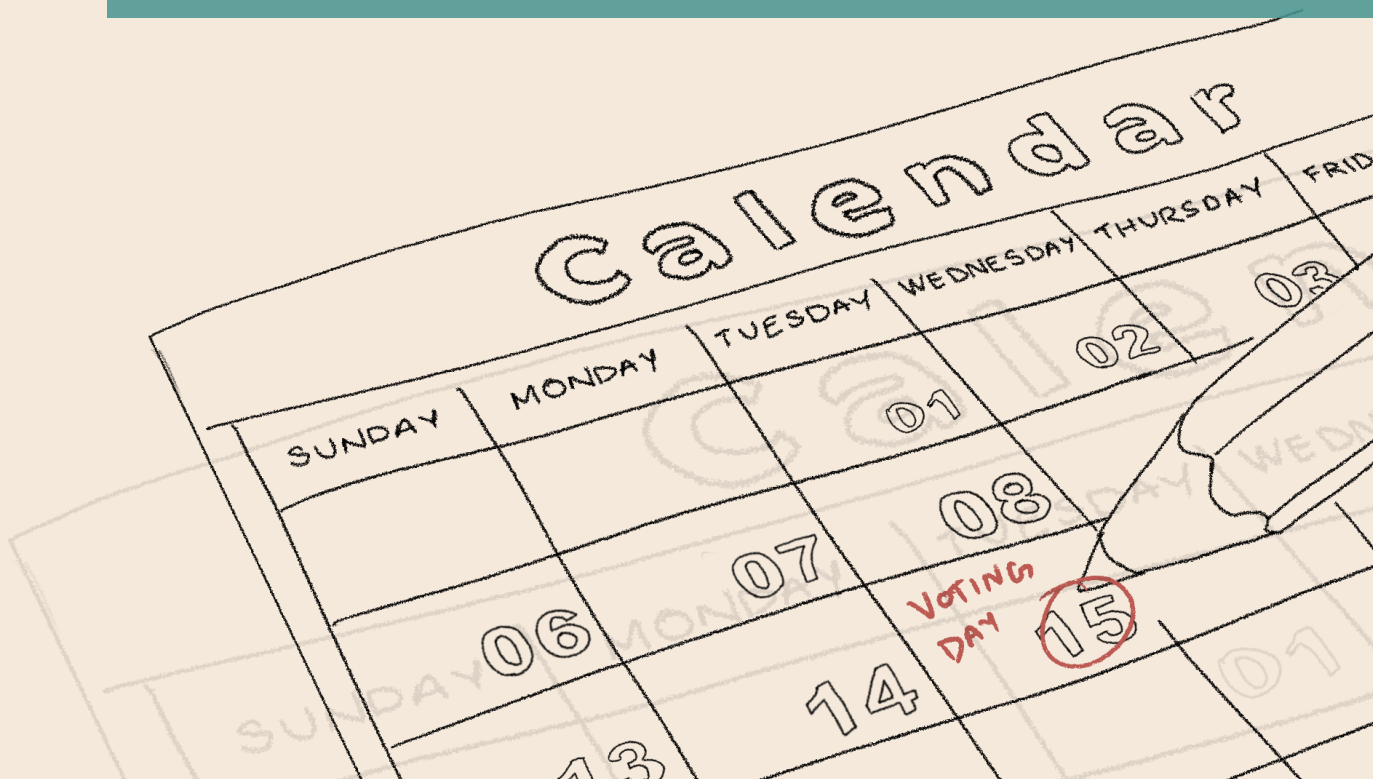
pg- 17

# HOW DO YOU VOTE?

## WHAT HAPPENS ON VOTING DAY?

### **ANNOUNCEMENT OF VOTING DAY**

- Announcement of voting dates – made by the Election Commission of India. (available on their website).
- Includes the dates on which voting will take place in your State.
- The voting day is a paid holiday.





## HOW DO YOU VERIFY OUR NAME ON ELECTORAL ROLL?



Before you go to the polling station -verify if your name is on the electoral roll of your constituency.

### *Online*

- Visit NVSP's Electoral Search website
- Fill in the required details
- If you are on the electoral roll, your details along with your EPIC number will be verified by the website.

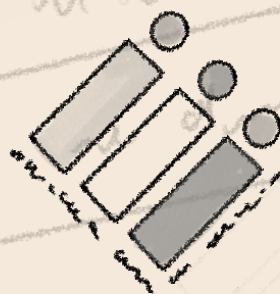
### *In Person*

- Call 1950 - ask for the details of the office where you can go to check your name on the electoral list. They will also inform you to take the relevant documents or identification for the purpose of verification.

## HOW DO YOU FIND A POLLING STATION?



- Usually polling stations are set up in permanent places like schools, government buildings etc, but they can also be set up in private buildings .
- To find one visit - the National Voters Services Portal.  
<https://www.nvsp.in/>



Election Commission of India  
Voting Compartment



## INSIDE THE POLLING BOOTH-

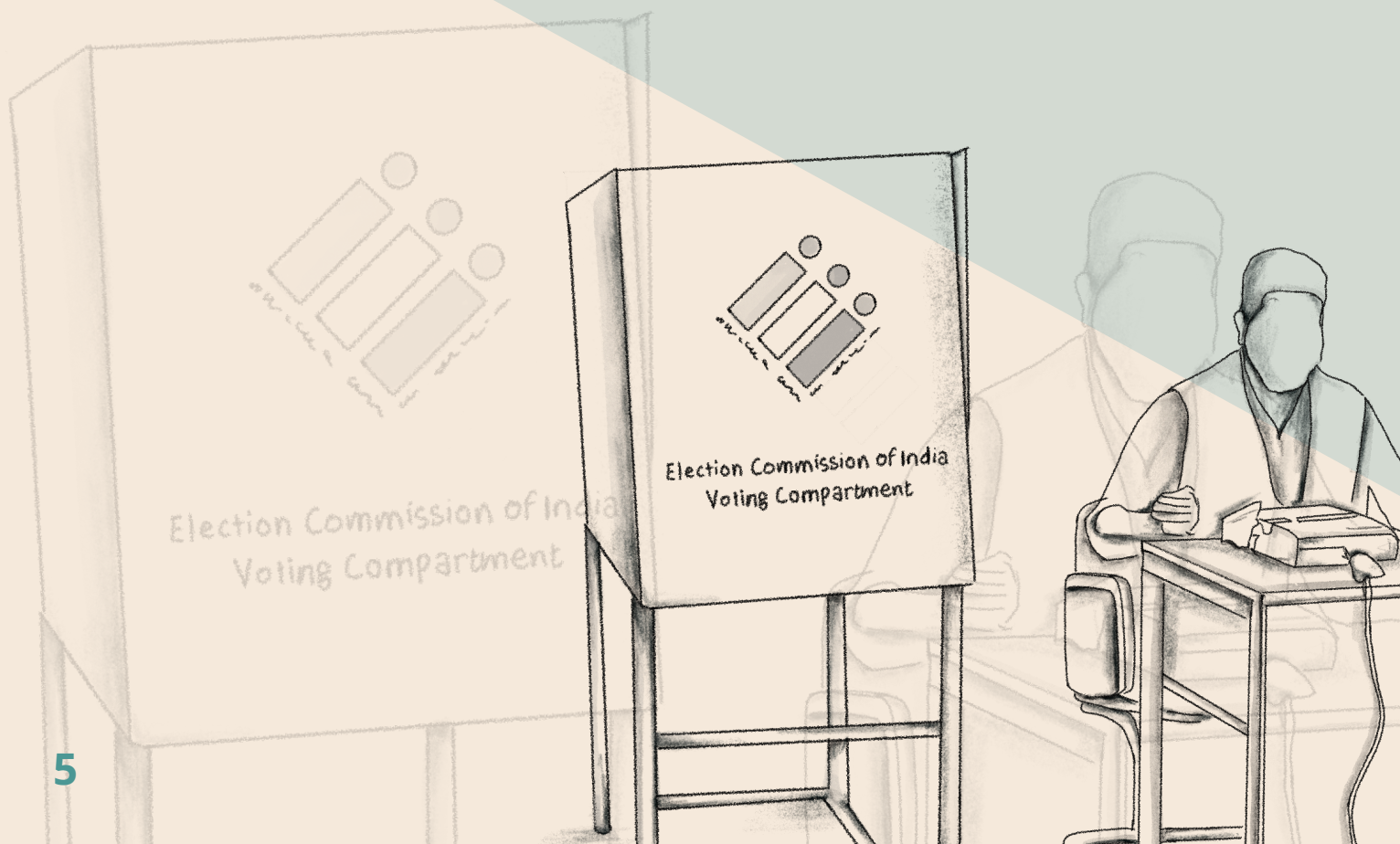
## INDIAN RESIDENT VOTER -

## THE OFFICER WILL-

- On entering the polling booth, the officer will verify your ID and if you are on the electoral roll.
- Once it is verified, the Second Polling Officer will put an ink mark on your left index finger. (done to ensure the voting officials you have voted and not allow a person to vote multiple times)

If you do not have a Voter ID card- take another form of identification that has the same address as the one in the electoral roll of your constituency.

- Make a record of your Voter ID Number in Form 17A.
- Ask you to put your thumb impression or signature in a book known as the Register of voters.
- Mark your name on a copy of the electoral roll, thereby permitting you to vote.



## INSIDE THE VOTING COMPARTMENT- ELECTRONIC VOTING MACHINE

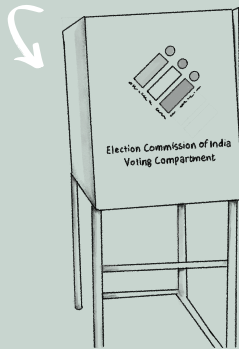
- You will cast your ballot by using an EVM Machine or Electronic Voting Machine.
- What is an **EVM**? -it consists of two Units – a Control Unit and a Balloting Unit – joined by a five-meter cable. The Control Unit is kept with the Presiding Officer or a Polling Officer and the Balloting Unit is placed inside the voting compartment, where you vote. The Presiding Officer or the Polling Officer releases the ballot for you so that you can cast your vote.
- If you **do not wish to vote** for any particular candidate, then you have the option to select the **NOTA – None of the Above** option in the EVM Machine.






# HOW TO CAST YOUR VOTE-

## 1) Enter the booth-



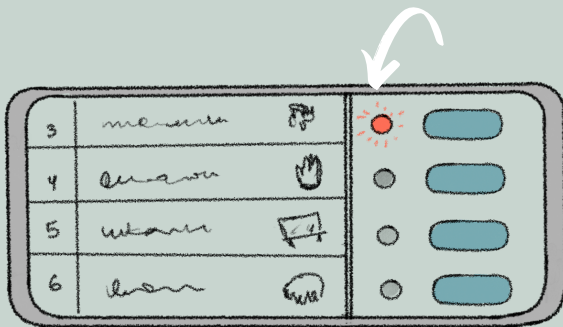
The presiding officer will enable the ballot unit while you enter the polling compartment.

## 2) Cast your vote-




Press the blue button on the ballot unit against the name/symbol of candidate if your choice.

## 3) See the light-




the red light against the name/symbol of candidate chosen will glow.

## 4) See the print-



the printer will print a ballot slip containing serial number, name and symbol of the chosen candidate as shown. (the slip will be visible for 7 seconds.)




-(see the print through the class since the slip will not be given to you)

**NOTE !**

(Note- if you do not see the ballot slip and hear the loud beep, please contact the presiding officer.)







# LOK SABHA AND STATE ELECTIONS

## WHAT ARE LOK SABHA ELECTIONS?

- Through the Lok Sabha elections you are electing the Members of Parliament who will represent your constituency at the national level.
- A representative elected in the General Elections is elected for a term of 5 years to the lower house of the Parliament.
- The Lok Sabha elections also decide who will be the Prime Minister of our country. Through these elections, the winning party is decided who will nominate the person to be the Prime Minister.
- Every state is equitably represented in Lok Sabha. A state is divided into constituencies based on where people live and how many people live there and one member from each constituency is elected to represent them in the Lok Sabha as a Member of Parliament.
- The Lok Sabha, also known as the House of the People or the Lower House of the Parliament, is composed of 550 members 3 who represent the people of India across all states and territories. The elections for the Lok Sabha are also commonly known as the General Elections.

## WHAT ARE STATE ELECTIONS?

- Through the State elections you are electing the Members of the State Legislature who will represent your constituency at the state level. The State Legislature might have an Vidhan Parishad (Upper House) or not, but it always has the Vidhan Sabha (Lower House).
- Each member of Lower House of a state is elected for 5 years, and each member of Upper House is elected for 6 years.
- The number of members of the State Legislature varies across states, depending upon the population in that state. For example, the State Legislature of Uttar Pradesh has a considerably greater number of members than Pudcherry.

# WHO CAN VOTE IN THE LOK SABHA ELECTIONS?

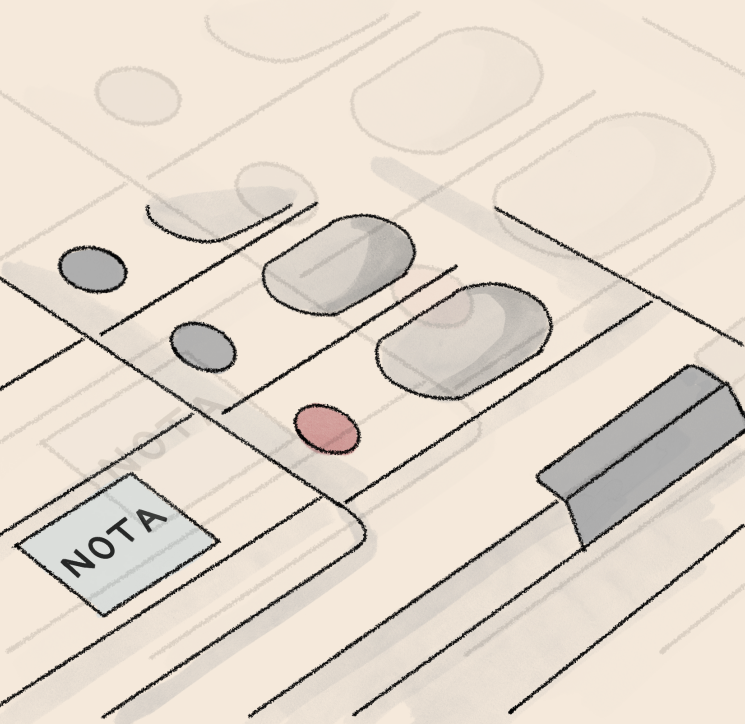
- Every Indian citizen over the age of 18 has the right to participate and vote in national, state, district as well as local government body elections. You have to register yourself as a voter on the electoral roll of your constituency. To register on the electoral roll you have to ensure that:
- You are a citizen of India.
- You are above the age of 18 years
- You are mentally fit
- You haven't been convicted by a court for committing any of the following crimes:
  - Bribery
  - Voting on behalf of someone else
  - Trying to prevent someone from voting by threatening them
  - Inciting or promoting hatred and violence between people
  - Obstructing or destroying election processes/documents





# NOTA-

## WHAT IS A VOTER'S RIGHT TO REJECT ALL CANDIDATES?



### What is NOTA?

-None of the Above (NOTA) is an option which is given to the voters while casting their vote which allows them to vote without choosing any of the candidates.

### Where can you find the NOTA option?

-The EVM have the NOTA option at the end of the list of candidates.

### What if there are more votes for NOTA than any of the candidates?

-The candidate with the highest votes will win.

### Why is NOTA important?

- In a democracy if many voters opt for NOTA, it will compel the political parties to nominate sound candidates.
- NOTA reaffirms the protection of the voter's identity and the right to secrecy while casting a vote.

# VOTER'S ID

## HOW TO REGISTER FOR A VOTER'S ID CARD?



- You can register for a new Voter ID Card for free either in person or online by filling out Form 6, which is the application form to register as a voter in India.
- If you meet all the requirements 1, your name will be added to an 'electoral roll' which is a list of names of voters in a particular constituency.

### 1. Step 1: Fill out Form 6

- Download Form 6 which is available in Hindi, English, and Malayalam and fill it out, or look up your Electoral Registration Officers or the Booth Level Officers and request for Form 6. If you are a disabled person, you will receive assistance at the office.

### 2. Step 2: Include Supporting Documents

If you are filling the form online or in person, you will need self-attested documents:



- Recent colored, passport-size photo
- Copy of Age Proof (Birth Certificate, School Certificates (10th and 12th))
- Copy of Address Proof (Passport, Aadhar Card, Driving License)

### 3. Step 3: Submit the Form

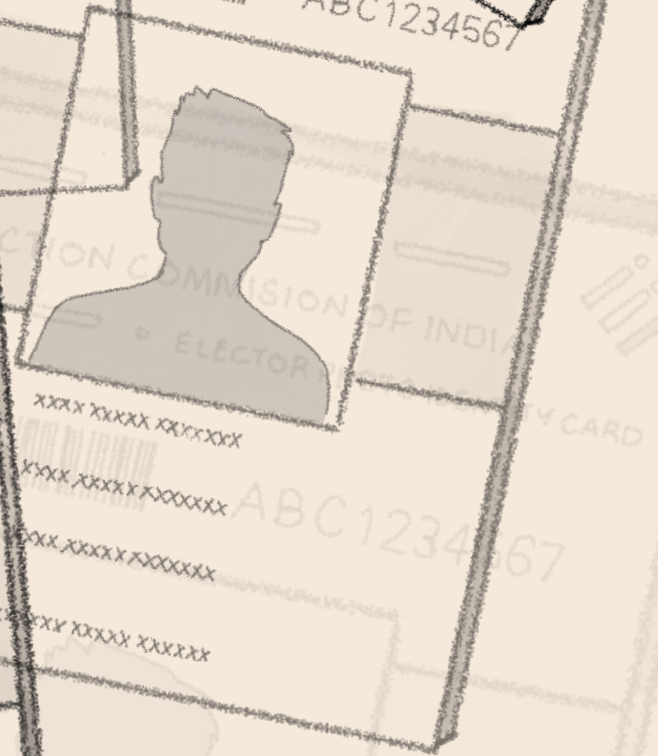
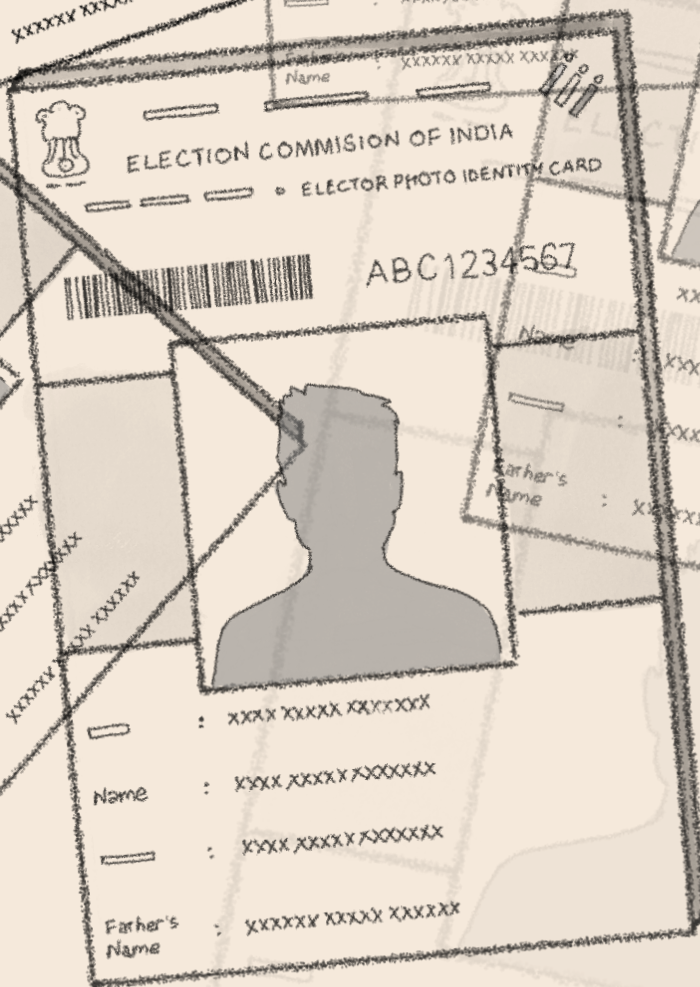
- If you have filled the application in person, you must submit the Form and the documents to the Electoral Registration Officers or the Booth Level Officers of your polling station. If you have filled Form 6 online, then you do not have to visit the office. You can even send the form via post to the offices along with the required self-attested documents.

### 4. Step 4: Wait for Voter ID Card

- A booth level officer will visit the address given in the Form, to verify the details you gave in your application. After the Voter ID card is ready, a booth level officer will either send/drop it off to your address or will request you to collect it from the Electoral Registration Office. Your name will be added to an 'electoral roll' which is a list of names of voters in a particular constituency. You can even check online if your name is on the electoral roll.



34567



Name

: XXXX XXXXX XXXXXXXX

: XXXX XXXXX XXXXXXXX

**You can apply to change your details provided in your Voter ID card only for the specific reasons given below:**

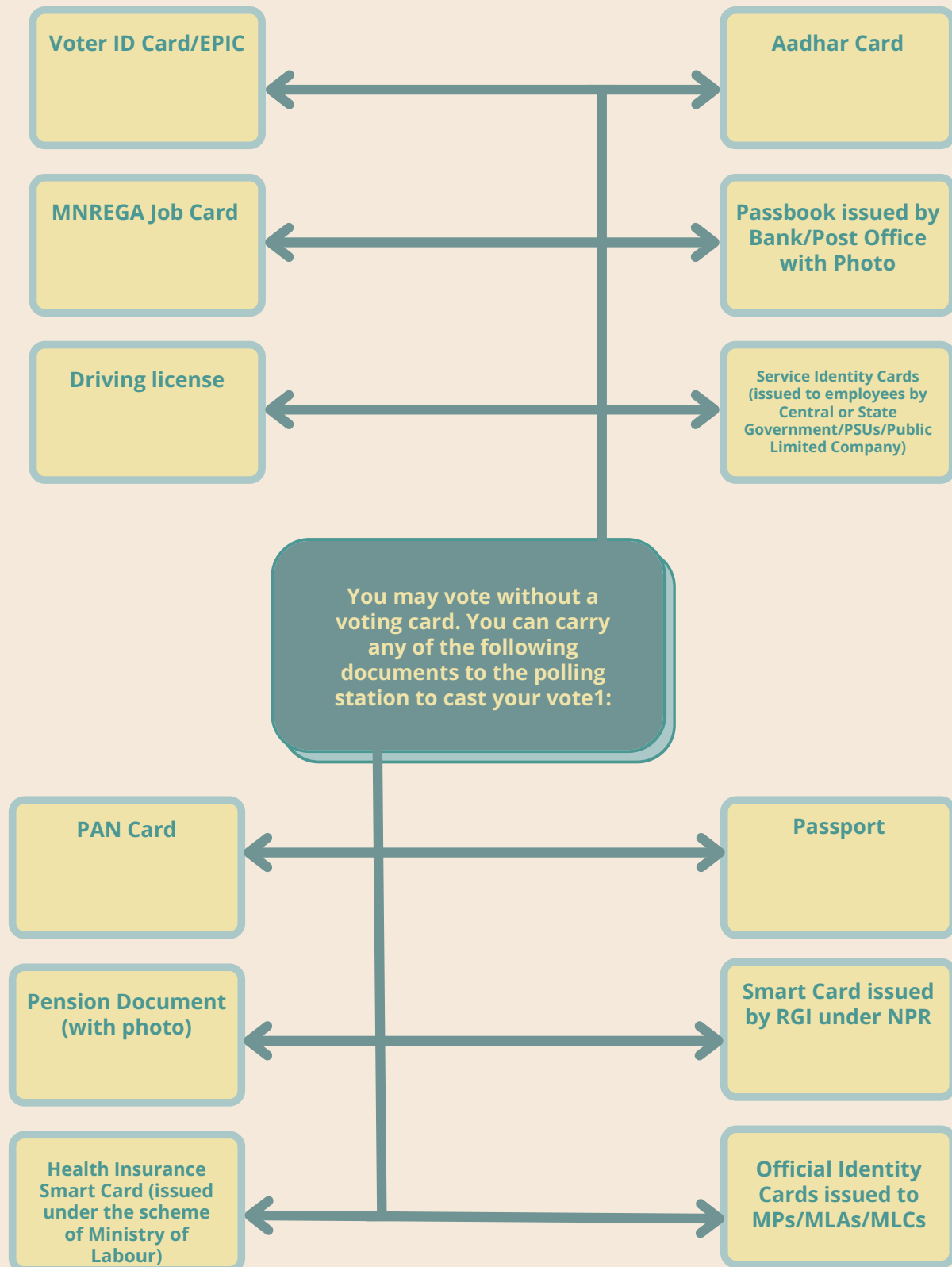
- If you wish to change or correct your name, photo, age, Voter ID Card Number or EPIC number, address, date of birth, gender, name of relative or type of relation in your voter ID card, you must fill Form 8 and submit it either online or physically to the Electoral Registration Officer.
- In case of shifting houses within the constituency
- If you are shifting your permanent place of residence within the same constituency, you must have your address changed in the electoral roll. In order to do so, you must fill Form 8A and submit it either online or physically to the Electoral Registration Officer.
- In case you shift outside of your current constituency
- If you are shifting your permanent residence to a place outside your constituency, you must have your name deleted from the present electoral roll or have someone file an application to remove your name for you. Once you have done this, you must re-register yourself as a new voter and check the box in Form 6 next to 'due to shifting from another constituency' and submit it to the Electoral Registration Officer.

## **HOW DO YOU CHANGE DETAILS ON YOUR VOTER'S ID?**





# CAN YOU VOTE WITHOUT A VOTING CARD?



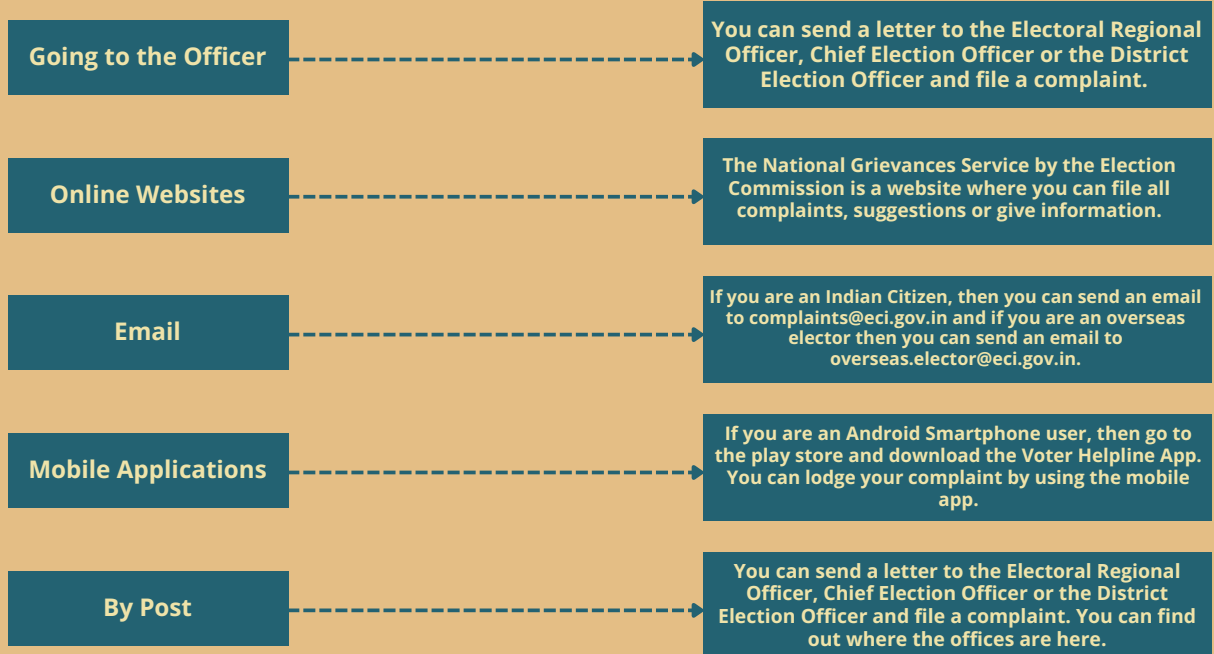
# HOW CAN AN NRI VOTE?


- If you are an NRI you still have a right to vote in India. You are eligible to vote in the constituency area of the address given in your passport.
- You can fill out the application Form 6A online. You can even fill this form in person by either obtaining a copy from the Electoral Registration Office or downloading it from the Election Commission Website. This Form will be free of cost.
- You will have to fill the form with the following documents:
  - One recent passport size coloured photograph.
  - Self-Attested copies of the relevant pages of the passport containing photograph and address in India.
  - Copy of the page of the passport containing the valid visa endorsement.
- Submitting the Form
  - When you submit the form in person, you will have to take your passport and original documents with you to the Electoral Registration Officer so that he can verify details. If you are sending the Form by post, then make sure that all the documents are self-attested and attached with the Form.
- Verification
  - A Booth Level Officer will visit the home address mentioned in your passport to verify all the details given and if there is no relative available to verify your place of residence and other details, then the officer will send the documents to the Indian Mission.



# HOW DO YOU REPORT AND COMPLAIN DURING ELECTIONS?

If you have any complaints due to lack of action etc. by authorities, there are many ways to contact the election authorities:





**nyaaya**